

Lesson 41: Occupations

Listening Activity

41A. **Instructions:** listen as the speaker answers questions about their friends and family. Based on what you hear, draw a line from the person to the correct occupation picture.

1.



s^hmč^h?elt

2.



l^h?ew

3.



sq^wse?

4.



s^hlaxt

5.



nox^wnx^w

A.



B.



C.



D.



E.




41B. Instructions: listen as the speaker answers questions about their friends and family. Based on what you hear, draw a line from the person to the correct occupation picture.

1.



sxélwi

A.



2.



sxépe?

B.



3.



ítúpye?

C.



4.



stmélis

D.




5.



lqáqce?

E.



Lesson 42: House

Listening Activity

42A. **Instructions:** listen to the answers to the questions. If the speaker says their house has what is shown, circle the item. If their house DOES NOT have what is shown, cross out the item.

1.



2.



3.



4.




5.



6.




7.




8.
























9.



10.



42B. Instructions: listen as the speaker answers the question, then circle the item that is mentioned.

1.			
2.			
3.			
4.			
5.			
6.			
7.			

Lesson 43: Household Items 2


Listening Activity

43A. **Instructions:** listen to the answers to the questions. If the speaker says they have what is shown, circle the item. If they DO NOT have what is shown, cross out the item.


1.




2.



3.



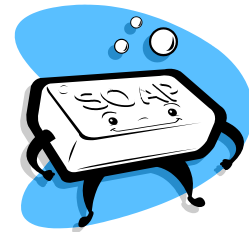
4.




5.




6.



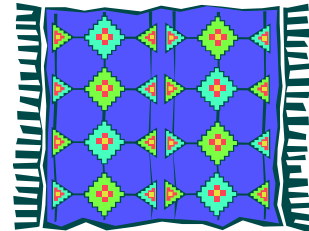
7.



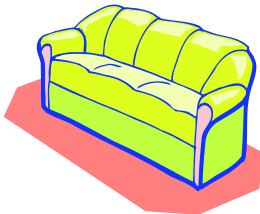
8.




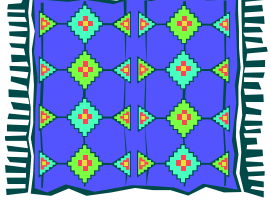









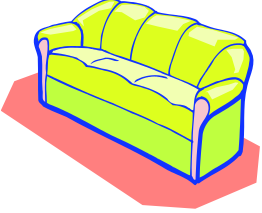
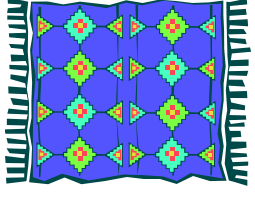




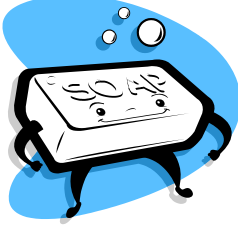


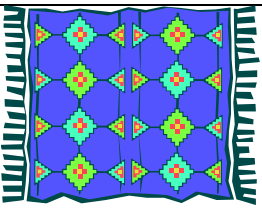
9.



10.



43B. Instructions: listen as the speaker requests something, then circle the item that is asked for.

1.			
2.			
3.			
4.			
5.			
6.			
7.			

Lesson 44: Transportation


Listening Activity

44A. **Instructions:** listen to the answers to the questions. If the speaker says they know how to drive, ride or paddle what is shown, circle the item. If they DO NOT know how, cross out what is shown.


1.




2.



3.



4.




5.



6.



7.



8.



44B. Instructions: listen as the speaker tells about the abilities of their friends and family. Based on what you hear, draw a line from the person to the correct transportation picture.

1.



ṣmčʔelt

A.



2.



lʔew

B.




3.



sqʷseʔ

C.



4.



ṣlax̣t

D.



5.



noχʷnχʷ

E.



44C. **Instructions:** listen as the speaker tells about the abilities of their friends and family. Based on what you hear, draw a line from the person to the correct transportation picture.

1.



sxélwi

A.




2.



sxépe?

B.




3.



ítúpye?

C.



4.



stmélis

D.




5.



ítqáqce?

E.



Lesson 45: Actions 2

Listening Activity

45A. **Instructions:** listen to the answers to the questions. If those described are DOING the action, circle the corresponding picture. If they are NOT doing the action, cross out the picture.

1.



2.



3.




4.




5.



6.



7.



8.





















9.



10.



45B. Instructions: listen as the speaker answers questions about what the group is doing. Then, circle the action picture that matches their answer.

1.			
2.			
3.			
4.			
5.			
6.			
7.	