

Lesson 31: Locations

Listening Activity

31A. **Instructions:** listen as the speaker tells where they saw the mouse on each day. Then, draw a mouse in the place they say.

1.



2.



3.




4.



5.



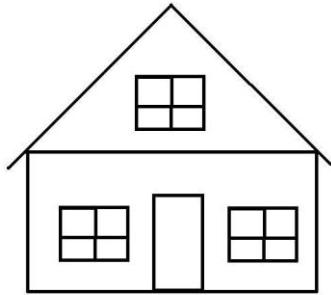
6.



**31B. Instructions:** The children were left home alone. Listen as the speaker tells where they saw the children. Then, draw the children in the places they were seen.

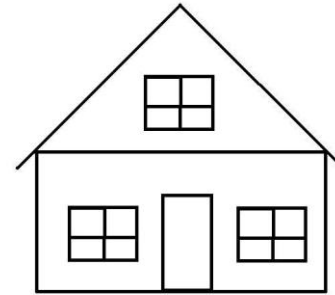
1.

**iplahá**




2.

**susán**



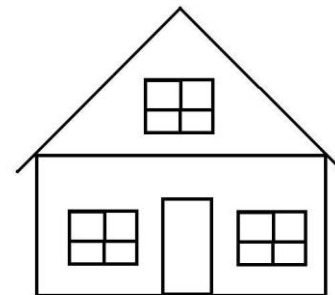
3.

**elís**



4.

**susét**



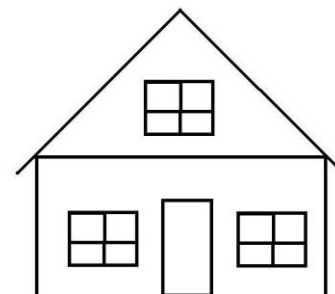
5.

**čon**



6.

























**čési**



























Lesson 32: States of Being 2

Listening Activity















32A. **Instructions:** for each item, circle the SINGLE face if what is being said uses the SINGULAR forms, YOU and I. Circle the DOUBLE faces if what is being said uses the PLURAL form, YOU GUYS and WE. Then circle the states of being word that is being mentioned.

1.				
2.				
3.				
4.				
5.				
6.				

**32B. Instructions:** listen as people describe how they are feeling. If they say they ARE what is shown in a picture, circle that picture. If they say they are NOT what is shown, cross out the picture. If they do not mention what is shown, leave it as is.


1.				
2.				
3.				
4.				
5.				
6.				

33A. **Instructions:** listen to the answers to the questions, then circle the items that the speaker says they need.


1.			
2.			
3.			
4.			
5.			
6.			

33B. **Instructions:** listen to the answers to the questions. If the speaker is going buy what is shown, circle it. If they are not going to buy what is shown, cross it out.

1.



2.



3.



4.



5.



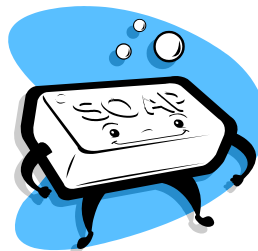
6.



7.





















8.



9.



34A. **Instructions:** listen to the answers to the questions, then circle the items that the speaker says they bought.

1.			
2.			
3.			
4.			
5.			
6.			

**34B. Instructions:** listen to the answers to the questions. If the speaker likes to eat what is shown, circle it. If they do not like to eat what is shown, cross it out.


1.




2.




3.




4.



5.




6.




7.



8.



9.





35A. **Instructions:** listen to the answers to the questions. If the speaker saw what is shown, circle it. If they did NOT see what is shown, cross it out.

1.



2.



3.




4.



5.



6.




7.




8.



9.



10.



**35B. Instructions:** listen to the statements about what animals do. If you believe that the statement is true, circle the word, *uné?*, if you believe that statement is false, circle, *ta*.

1	uné?	ta
2	uné?	ta
3	uné?	ta
4	uné?	ta
5	uné?	ta
6	uné?	ta
7	uné?	ta
8	uné?	ta
9	uné?	ta