


Lesson 26: Animals 1

Listening Activity

26A. **Instructions:** listen to the answers to the questions. If the speaker saw what is shown, circle it. If they did NOT see what is shown, cross it out.

1.



2.



3.



4.



5.



6.



7.



8.



9.



26B. **Instructions:** listen to the statements about what animals eat. If you believe that the statement is true, circle the word, *une?*, if you believe that the statement is false, circle, *ta*.

1.

uné?

ta

2.

uné?

ta

3.

uné?

ta

4.

uné?

ta

5.

uné?

ta

Lesson 27: Animals 2


Listening Activity

27A. **Instructions:** listen to the answers to the questions. If the speaker shot what is shown, circle it. If they did NOT shoot what is shown, cross it out.

1.




2.




3.



4.




5.




6.



7.



8.



9.



B. **Instructions:** listen to the statements about what animals eat. If you believe that the statement is true, circle the word, *une?*, if you believe that the statement is false, circle, *ta*.

1.

une?

ta

2.

une?

ta

3.

une?

ta

4.

une?

ta

5.

une?

ta

Lesson 28: Family 3

Listening Activity

28A. **Instructions:** listen as the speaker answers questions about their family. Based on what you hear, draw a line from the person to the correct relationship word, and then circle the person's correct age.

1.



plásí

A.

s^htmč^h?elt

26 27

2.



elís

B.

no^hx^wn^hx^w

42 45

3.



malí

C.

s^hxépe?

12 15

4.



susán

D.

síle?

34 38

5.



misél

E.

nunú?

22 25

28B. Instructions: listen as the speaker answers questions about their family. Based on what you hear, draw a line from the person to the correct relationship word, and then circle the person's correct age.

1.



tapít

A.

túpye?

17 19

2.



ketlí

B.

yayá?

33 38

3.



susán

C.

sq^wse?

42 49

4.




lucí

D.

sxélwi

63 61

5.



plasuwé

E.

























qéne?

26 25

Lesson 29: Past Actions

Listening Activity

29A. **Instructions:** for each item, circle *spiscé?* if the action was done yesterday. Circle *yetłx^{wá}?* if the action was done today. Then circle the action word that is being mentioned.

1.	spiscé? yetłx ^{wá} ?			
2.	spiscé? yetłx ^{wá} ?			
3.	spiscé? yetłx ^{wá} ?			
4.	spiscé? yetłx ^{wá} ?			
5.	spiscé? yetłx ^{wá} ?			
6.	spiscé? yetłx ^{wá} ?			
7.	spiscé? yetłx ^{wá} ?			
8.	spiscé? yetłx ^{wá} ?			

29B. Instructions: listen to the person speaking. Circle the actions they did and cross out the action(s) that they do not mention.



1.



2.




3.



4.



5.



30A. Instructions: for each item, circle the kind of dance that is identified.

1.



2.



3.



4.



5.



30B. Instructions: listen to the person speaking. If they have the item that is mentioned, circle it. If the DO NOT have it, cross it out. Do nothing with items that are NOT mentioned.

1.



2.



3.



4.



5.

